


| | | |
|--|---------------------------|---|
| Identifier Service SH | <h1>Service Document</h1> |  |
| T-S-40-01 - How to Access Manual Mode in VPC 40 | | Römerstr. 21 D – 71296 Heimsheim Tel.: + 49(0)7033-309878-41 service@schultheiss-gmbh.de http://www.schultheiss-gmbh.de |

Apply for:


| Machine Type | Version | Year |
|--------------|---------------|------|
| VPC 40 | Since release | |
| | | |
| | | |

Problem:


How to Access Manul Mode in VPC 40

Procedure

- Switch ON the machine
- Wait until the Self-test is completed
- Enter the following sequence to enter in Manual mode



- The following screen should pop up. If not, then repeat the steps from the beginning.



In case the problem still exists, please feel free to contact us again.

E-Mail: service@schultheiss-gmbh.de

Schultheiss GmbH